

HONDA CB750 HORNET '23-

M O U N T I N G I N S T R U C T I O N S

REF 21519

DOWNFORCE NAKED FRONTAL SPOILER



1 Person



15 min



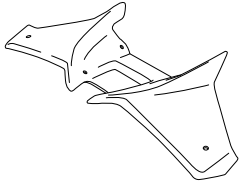
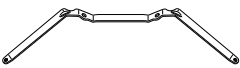






EASY



ALLEN

Nº 3
Nº 4



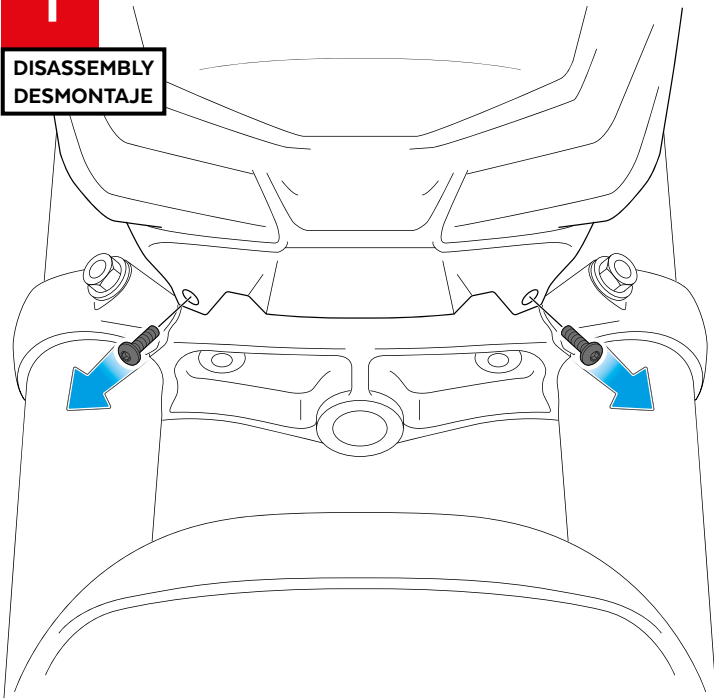
ID	PIEZA/PART	DESCRIPCIÓN	DESCRIPTION	QTY	REF
1		Alerón frontal naked	Naked frontal spoiler	1	21519J/NM3
2		Soporte	Metal support	1	SOPOR1P5--21519
3		Arandela de goma Ø4,5 x Ø11 x 2mm	Ø4,5 x Ø11 x 2mm rubber washer	2	ARAND-EPDM--722
4		Tornillo M5x12 DIN7991	M5x12 DIN7991 Allen screw	2	TORNI-D7991-611
5		Tapón tornillo M5 DIN7991	M5 DIN7991 screw cap	2	TAPON-----92
6		Tornillo Allen M5x20 Ø11 ISO 7380	M5x20 Ø11 ISO 7380 Allen screw	2	TORNI-I7380-730
7		Silentblock Ø12xØ6x9	Ø12xØ6x9 silentblock	4	AROPASACABLES-1
8		Casquillo con valona Ø12xØ6,8x7,3	Ø12xØ6,8x7,3 bush with flange	2	CASQUI-1A---750

HONDA CB750 HORNET '23-

INSTRUCCIONES DE MONTAJE - MOUNTING INSTRUCTIONS - MONTAGEANLEITUNG

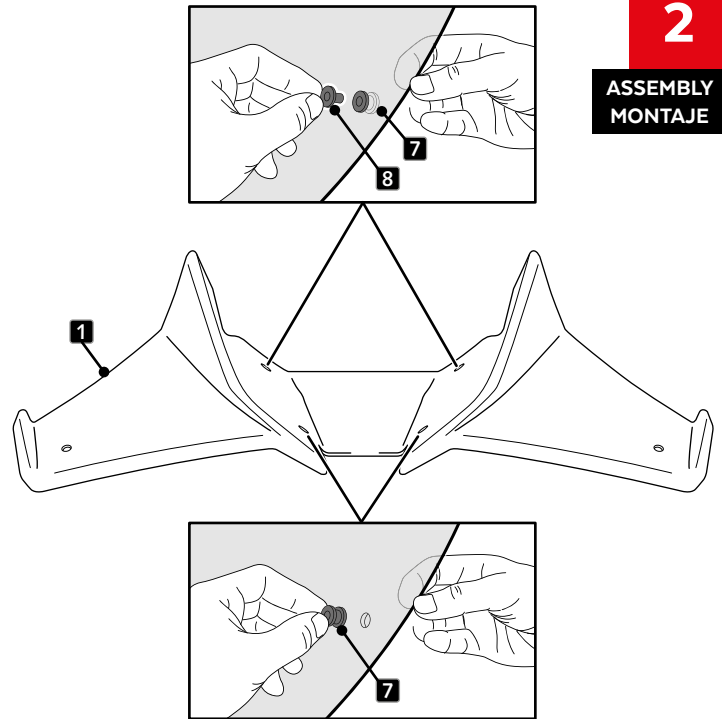
1

DISASSEMBLY
DESMONTAJE



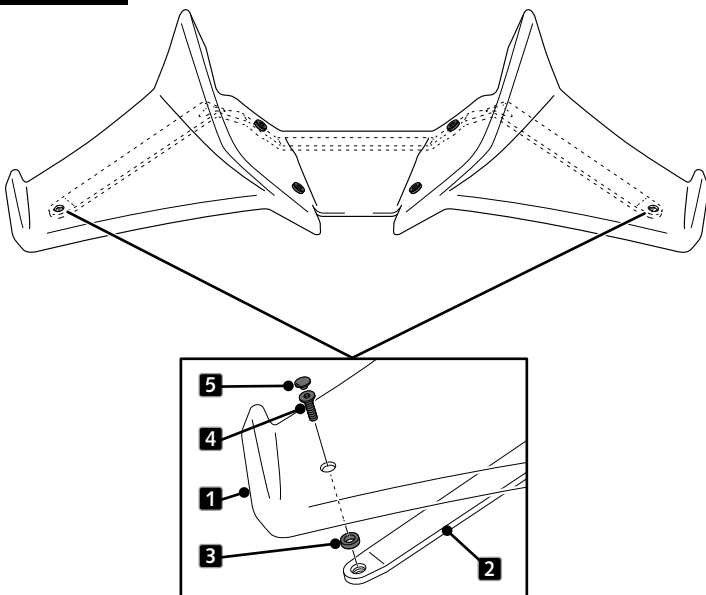
2

ASSEMBLY
MONTAJE



3

ASSEMBLY
MONTAJE



4

ASSEMBLY
MONTAJE

