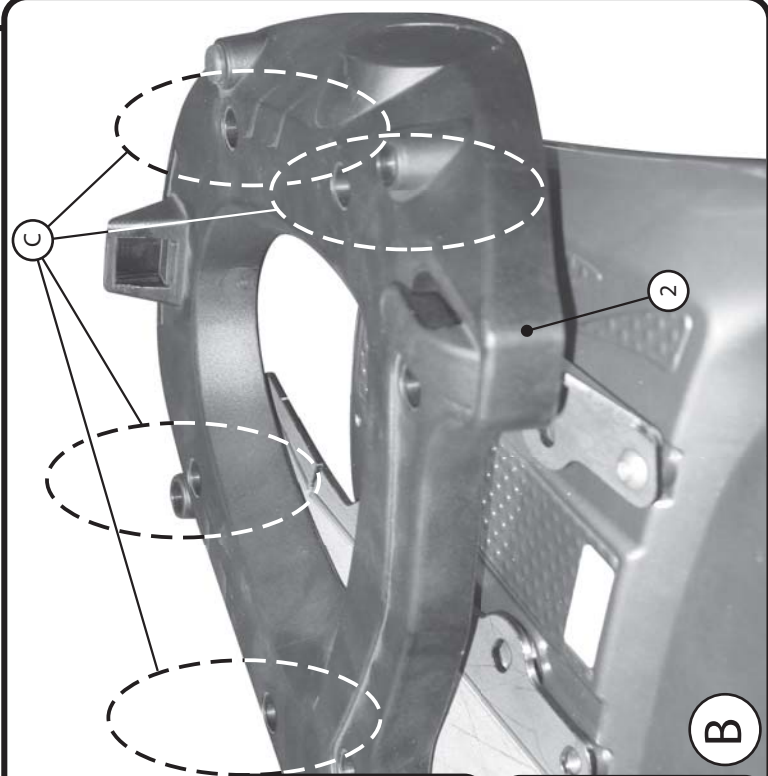
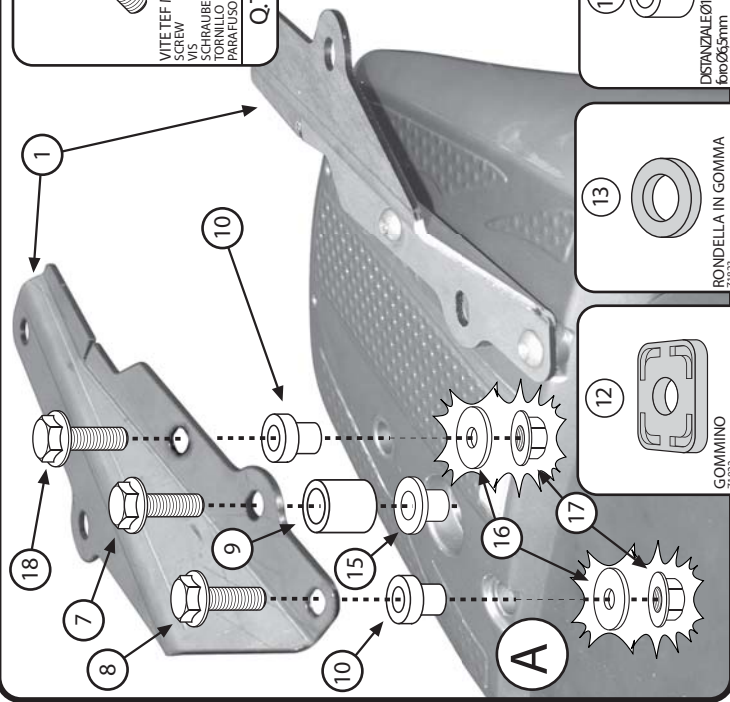




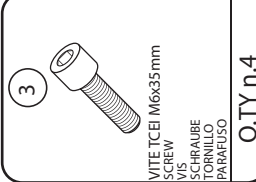
PIASTRA SPECIFICA - SPECIFIC PLATE - PLATINE SPECIFIQUE
 SPECIFISCHE PLATTE - PARRILLA ESPECIFICA - TRANSPORTADOR ESPECIFICO
HONDA XL700V 2008
 TRANSALP
 ISTRUZIONI DI MONTAGGIO - MOUNTING INSTRUCTIONS - INSTRUCTIONS DE MONTAGE
 BAUANLEITUNG - INSTRUCCIONES DE MONTAJE - INSTRUÇÕES DE MONTAGEM

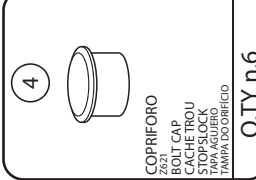
E225 - KE225

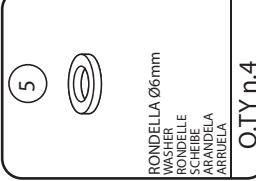


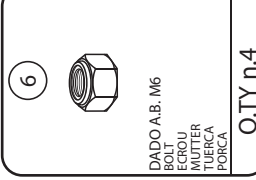
- 

1
SUPPORTO
SUPPORT
SUPPORT
HALTERUNG
PLATTE
PLATINA
GREIHA
Q.TY n.2(Dx-5x)
- 

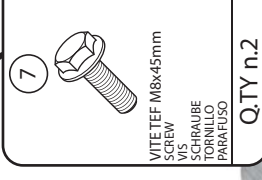
2
PIASTRA MONOKEY
PLATE
PLATINE
PLATTE
PLATINA
GREIHA
Q.TY n.1
- 

3
VITE TCFI M6x35mm
SCREW
VIS
SCHRAUBE
PARAFUSO
Q.TY n.4
- 


4
COPRIFORMO
BOLT CAP
CACHETROU
STOP-SLOCK
TAPA AGUJERO
TAMPA DO BIFRICO
Q.TY n.6
- 

5
RONDELLA Ø6mm
WASHER
RONDELLE
SCHEIBE
ARRUELA
Q.TY n.4
- 


6
DADO A.B. M6
BOLT
MUTTER
TUERCA
PORCA
Q.TY n.4

- 

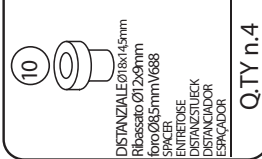
7
VITE TEF M8x45mm
SCREW
SCHRAUBE
TORNILLO
PARAFUSO
Q.TY n.2

- 


8
VITE TEF M8x35mm
SCREW
SCHRAUBE
TORNILLO
PARAFUSO
Q.TY n.2

- 


9
DISTANZIALE Ø18x15mm
Foto Ø8,5mm C18L15BT
SPACER
ENTRETOISE
DISTANZSTUECK
ESPACADOR
Q.TY n.2

- 

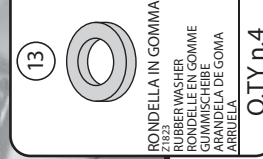
10
DISTANZIALE Ø18x145mm
Foto Ø8,5mm V688
ENTRETOISE
DISTANZSTUECK
ESPACADOR
Q.TY n.4

- 

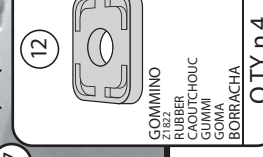
11
RONDELLA Ø6x20mm
WASHER
RONDELLE
SCHEIBE
ARRUELA
Q.TY n.4

- 


14
DISTANZIALE Ø11x11mm
Foto Ø6,5mm
SPACER
ENTRETOISE
DISTANZSTUECK
ESPACADOR
Q.TY n.4

- 

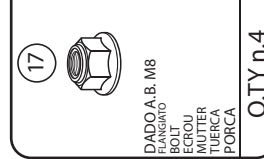
13
RONDELLA IN GOMMA
RUBBER WASHER
RONDELLE EN GOMME
GUMMISCHEIBE
ARRUELA DE GOMA
ARRUELA
Q.TY n.4

- 

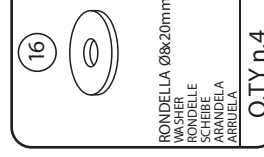
12
GOMMINO
RUBBER
CAOUTCHOUC
GUMMI
BORRACHA
Q.TY n.4

- 

18
VITE TEF M8x30mm
SCREW
SCHRAUBE
TORNILLO
PARAFUSO
Q.TY n.2

- 

17
DADO A.B. M8
FLANGIATO
BOLT
MUTTER
TUERCA
PORCA
Q.TY n.4

- 

16
RONDELLA Ø8x20mm
WASHER
RONDELLE
SCHEIBE
ARRUELA
Q.TY n.4

- 

15
COMPONENTI ORIGINALI
ORIGINAL PARTS
PARTES ORIGINALES
ORIGINALBAUTEILE
COMPONENTES ORIGINALES
ECCEDUCION ORIGINAL
ACCESORIO
Q.TY n.-