

D6126KIT - D6126KITK

SCHERMO SPECIFICO – SPECIFIC SCREEN – ÉCRAN SPECIFIQUE – SPEZIFISCHEN BLIDSCHIRM – PANTALLA ESPECIFICA – TELA ESPECIFICA

N°	Descrizione	Caratteristiche	Codice	Quantità
1	Supporto - Support - Support Halterung - Soporte - Apoio	-	GL5928DXV GL5928SXV	2(Right;Left)
2	Vite - Screw - Vis Schraube - Tornillo - Parafuso	TBEI 6x30mm	630TBEI	2
3	Rondella - Washer - Rondelle - Scheibe Arandela - Arruela	Foro Ø8mm Esterno Ø20mm Sp.2mm	820RON	4
4	Rondella - Washer - Rondelle - Scheibe Arandela - Arruela	Foro Ø6mm Esterno Ø18mm	618RON	2
5	Rondella In Gomma - Rubber Washer Rondelle En Gomme - Gummischeibe Arandela De Goma - Arruela De Borracha	Foro Ø9mm Esterno Ø16mm Sp.2mm	916RONG	4
6	Distanziale - Spacer - Entretoise Distanzstueck - Distanciadador - Espaçador	Ø9x7 Foro 6mm	C9L7F6T	2
7	Distanziale - Spacer - Entretoise Distanzstueck - Distanciadador - Espaçador	Ø14x6,5 Foro 7mm	C14L6,5F7T	2
8	Distanziale - Spacer - Entretoise Distanzstueck - Distanciadador - Espaçador	Ø12x18 Foro 8,5mm	C12L18F8,5T	4
9	Distanziale - Spacer - Entretoise Distanzstueck - Distanciadador - Espaçador	Ø10x9,8 Foro 8,2mm	C10L9,8F8,2T	4
10	Dado - Bolt - Erou Mutter - Tuerca - Porca	Dado Autobloccante Flangiato Alto M6 (H.9mm)	6DADIAFLN	2
11	Gommino - Fairleader - Chaumard Gummi - Goma - Borracha		Z268-2	4
12	Componenti Originali - Original Parts Parties Originales - Original Bauteile Componentes Originales - Componentes Originais	-	-	-
13	Schermo Specifico - Specific Screen Écran Spécifique - Spezifischen Bildschirm Pantalla Especifica - Tela Especifica	-	6126DT	-

IT_ Nel caso in cui sulle viti originali sia presente del frenafili, ripristinarlo durante il montaggio dell'accessorio.

EN_ If there is threadlocker on the original screws, use threadlocker when mounting the accessory.

DE_ Falls sich auf den Originalschrauben Schraubensicherungsstoff befand, sollte dieser auch bei der Montage des Zubehörs wieder aufgetragen werden

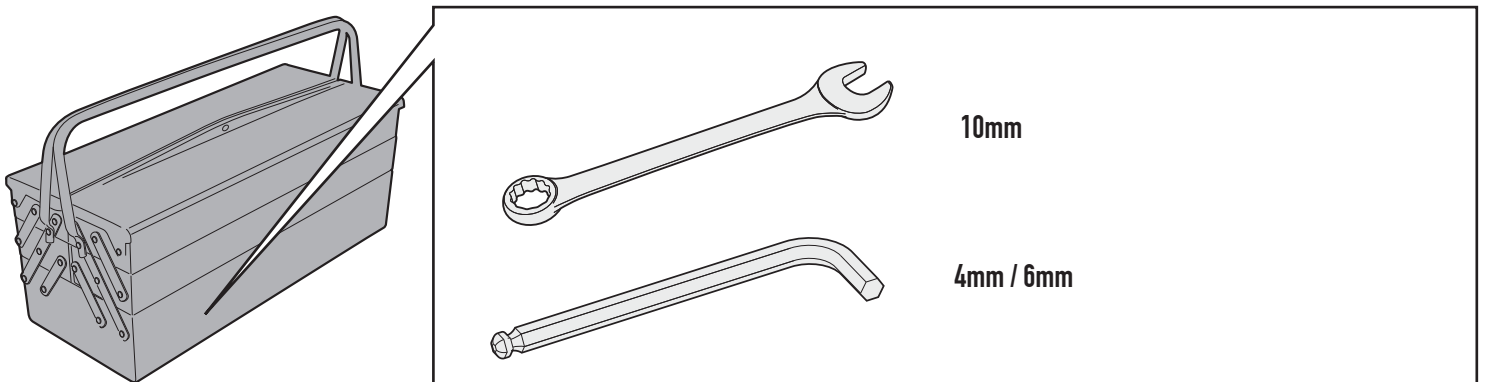
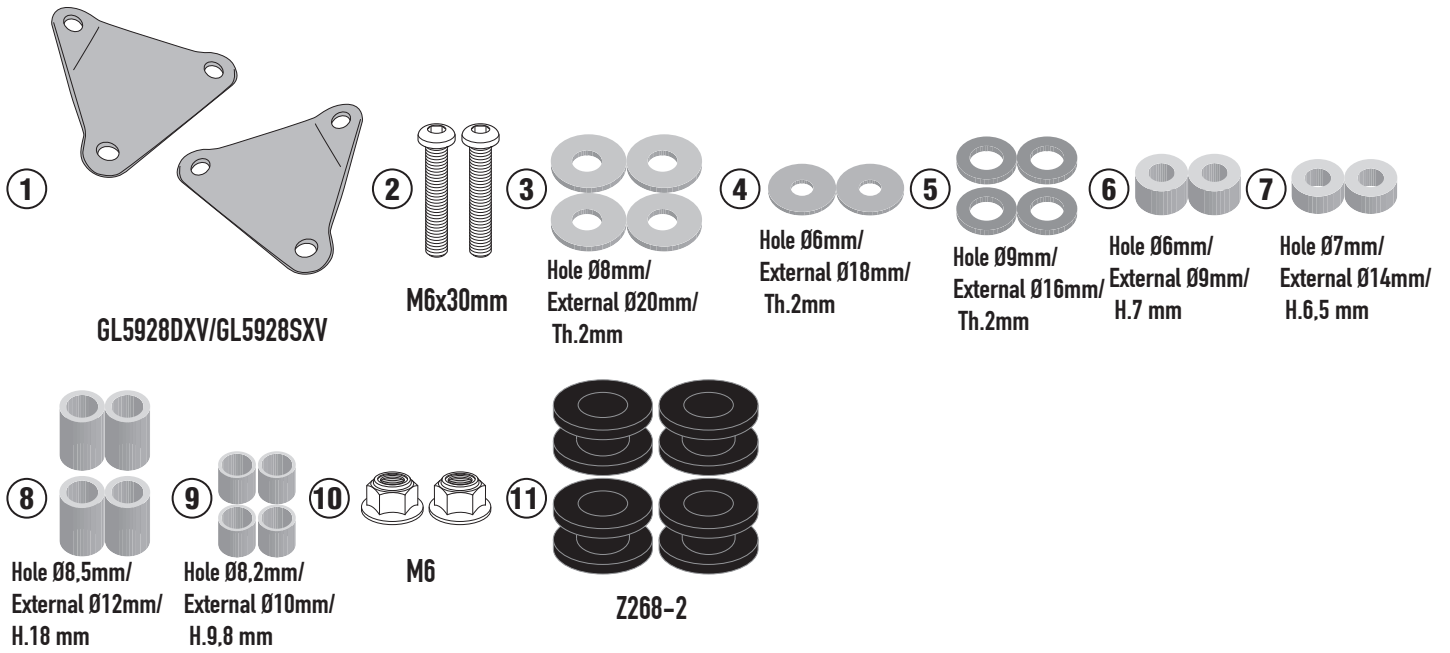
FR_ Si du frein filet est présent sur les vis d'origine, l'appliquer également lors du montage de l'accessoire

ES_ En caso de que el fijador de roscas se encuentre presente en los tornillos originales, colocarlo nuevamente en el montaje del accesorio

PT_ Se houver trava rosca nos parafusos originais, inserir novamente durante a montagem do acessório

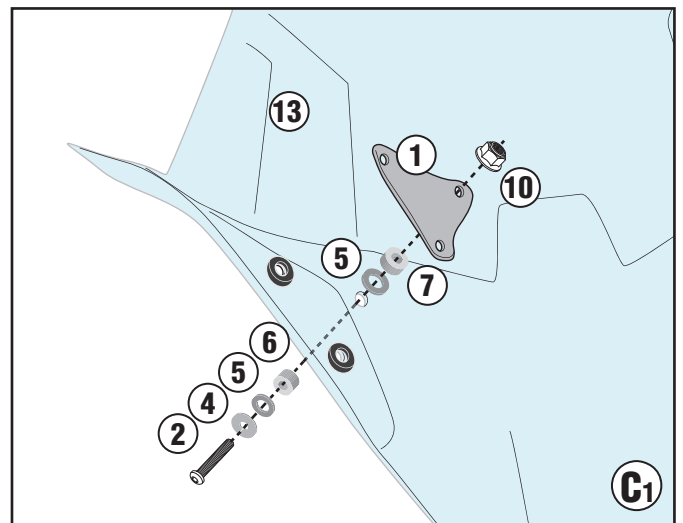
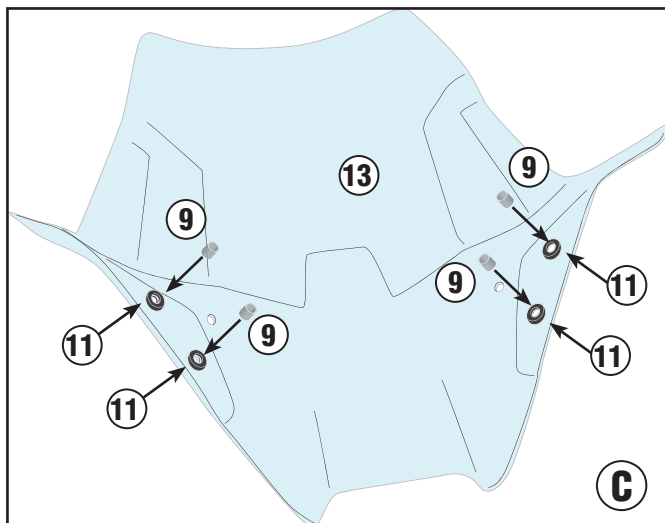
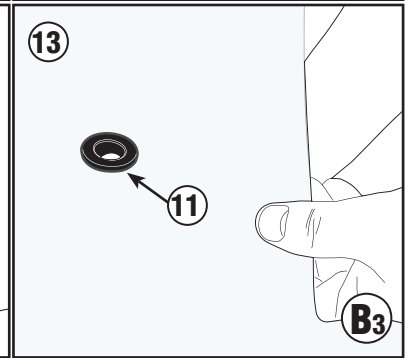
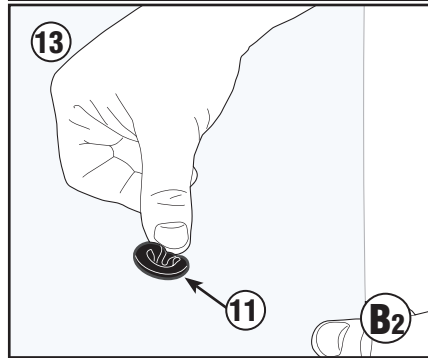
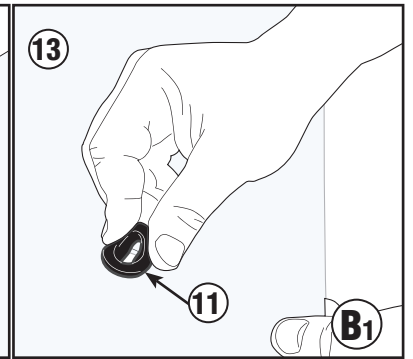
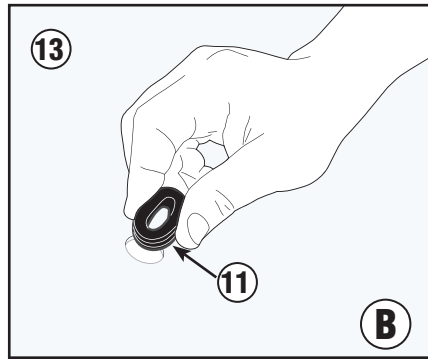
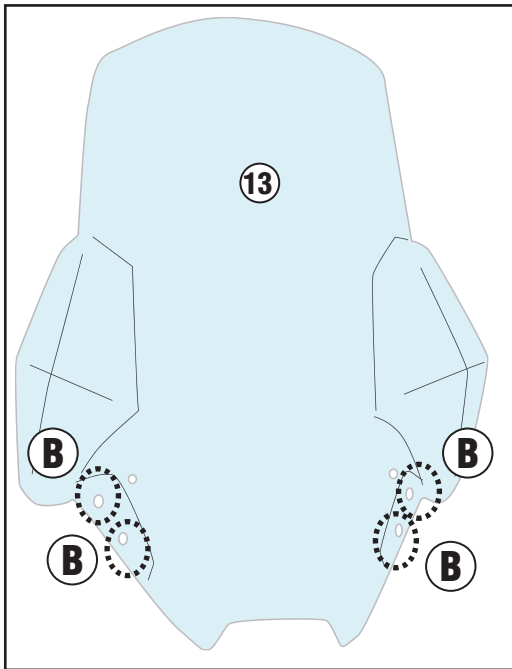
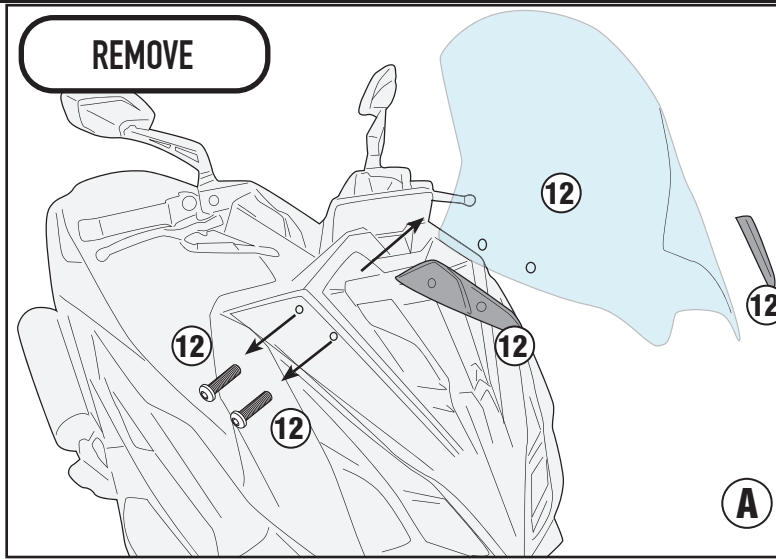
D6126KIT - D6126KITK

SCHERMO SPECIFICO – SPECIFIC SCREEN – ÉCRAN SPECIFIQUE – SPEZIFISCHEN BLIDSCHIRM – PANTALLA ESPECIFICA – TELA ESPECIFICA



D6126KIT - D6126KITK

SCHERMO SPECIFICO - SPECIFIC SCREEN - ÉCRAN SPECIFIQUE - SPEZIFISCHEN BLIDSCHIRM - PANTALLA ESPECIFICA - TELA ESPECIFICA



ISTRUZIONI DI MONTAGGIO - MOUNTING INSTRUCTIONS
INSTRUCTIONS DE MONTAGE - BAUANLEITUNG
INSTRUCCIONES DE MONTAJE - INSTRUÇÕES DE MONTAGEM

D6126KIT - D6126KITK

SCHERMO SPECIFICO - SPECIFIC SCREEN - ÉCRAN SPECIFIQUE - SPEZIFISCHEN BLIDSCHIRM - PANTALLA ESPECIFICA - TELA ESPECIFICA

