

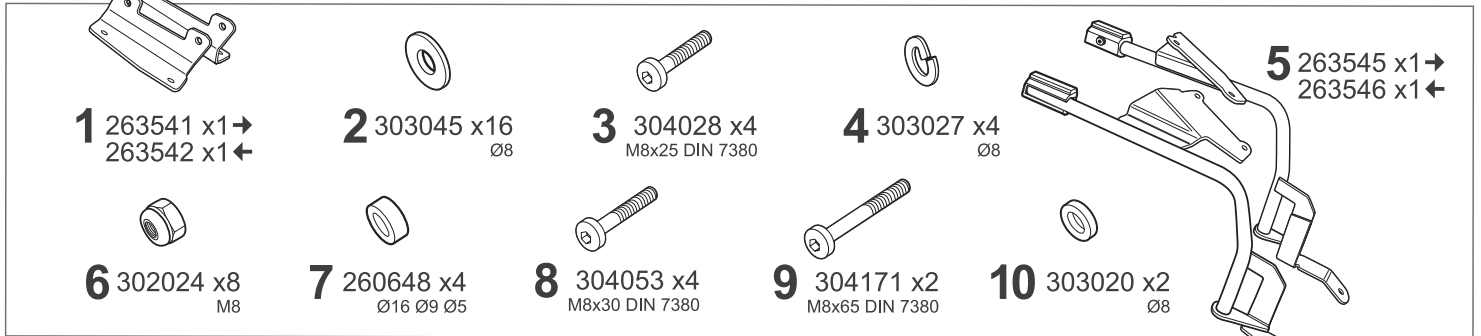
SHAD

HONDA CBR 650R / CB 650R '24

H0CR64IF

3P
SYSTEM

BCN



WARNING! ⚠

Ⓒ Do not fully tighten the screws until it is ensured that the KIT is correctly attached and aligned. Check tightness every 4 months.

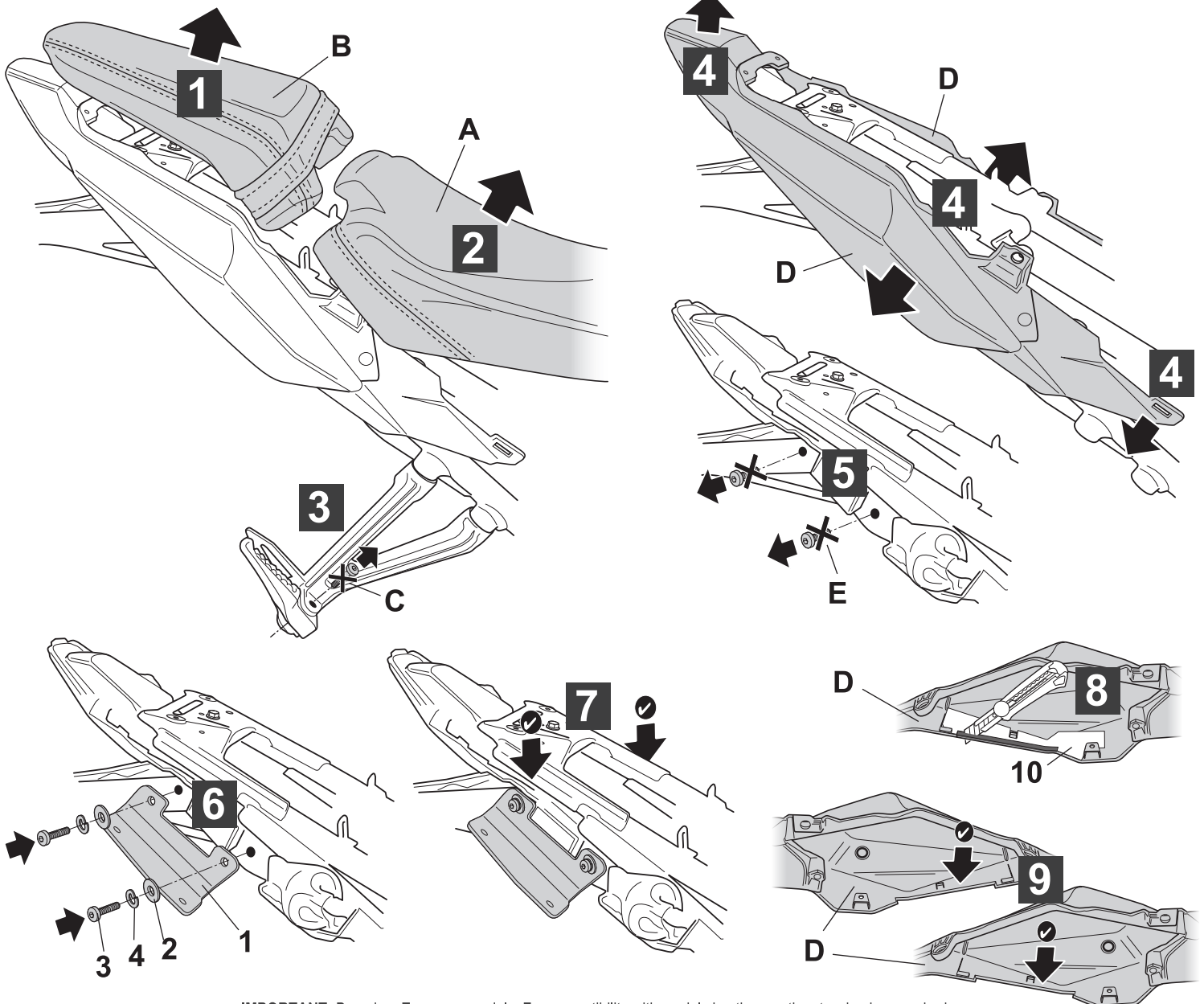
Ⓔ No apretar los tornillos del todo hasta asegurarse que el KIT está correctamente colocado y alineado. Repasar apriete cada 4 meses.

Ⓓ Ziehen Sie die Schrauben nicht ganz fest, bevor Sie sich nicht vergewissert haben, daß der Bausatz korrekt eingestellt und ausgerichtet ist. Alle 4 Monate Drehmoment überprüfen.

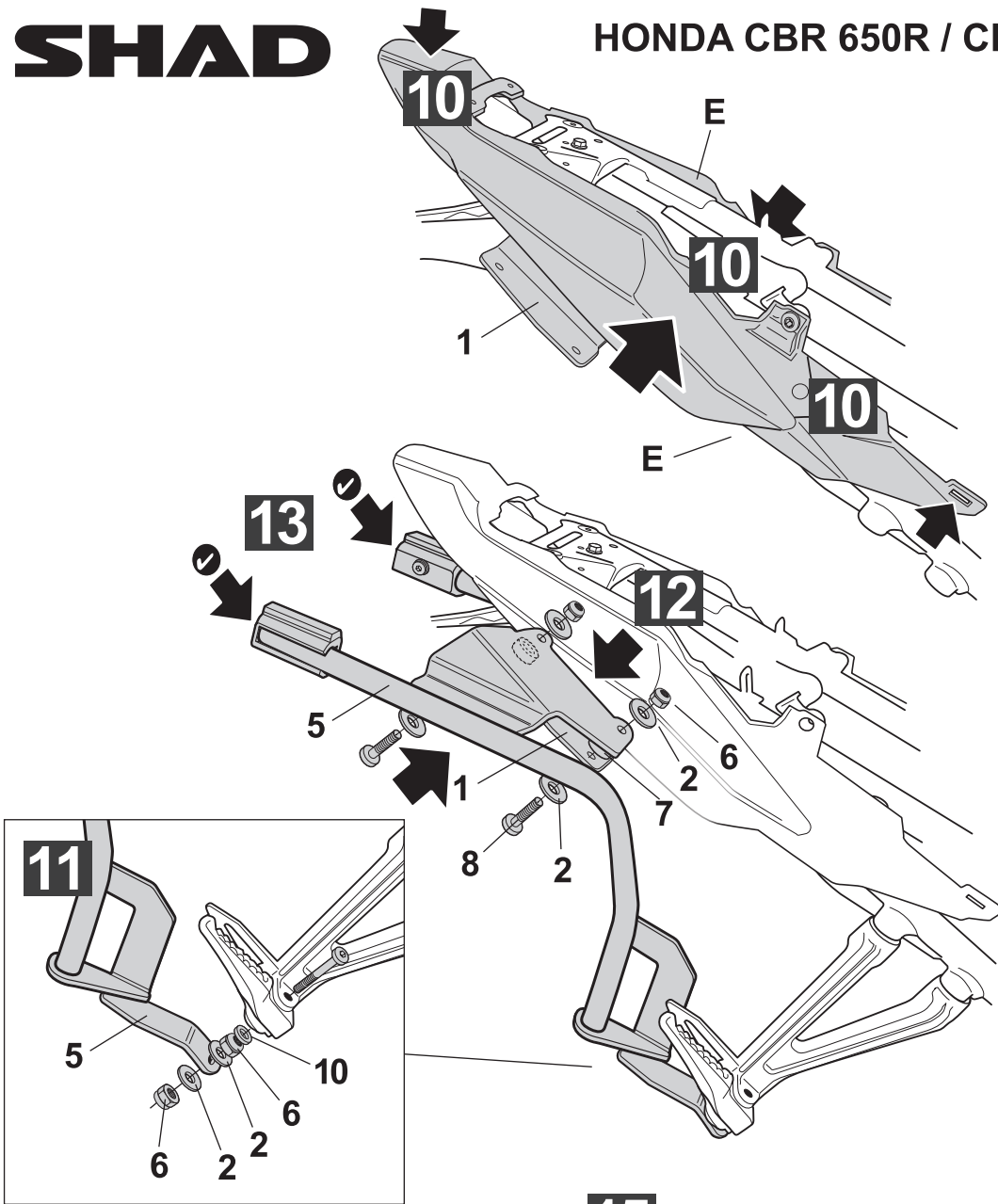
Ⓘ Non stringere del tutto le viti fin tanto non si è sicuri che il kit è collocato correttamente e allineato. Controllare il serraggio delle viti ogni 4 mesi.

Ⓕ Ne pas serrer les vis avant d'être sûr que le KIT soit correctement positionné et ajusté. Vérifier le serrage des vis tous les 4 mois.

ATTENTION: For a full equip assembly, mount the Top master before the 3P or the Cafe Racer



IMPORTANT: Based on European models. For compatibility with models in other continents, check www.shad.es



10
8

**TOP MASTER
+
3P SYSTEM**

