



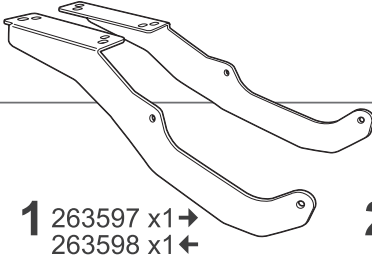
LEVEL DIFILCULTY

# SHAD

BCN

## ROYAL ENFIELD GUERRILLA 450 '24-

KIT TOP MASTER  
R0GR44ST



**1** 263597 x1 →  
263598 x1 ←



**2** 302024 x4  
M8



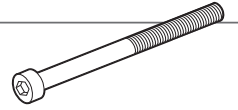
**3** 303020 x4  
Ø8



**4** 260817 x4  
Ø14 Ø9 x 27



**5** 303045 x8  
Ø8



**6** 304273 x4  
M8x120 DIN 912

### WARNING!

**GB** Do not fully tighten the screws until it is ensured that the KIT is correctly attached and aligned. Check tightness every 4 months.

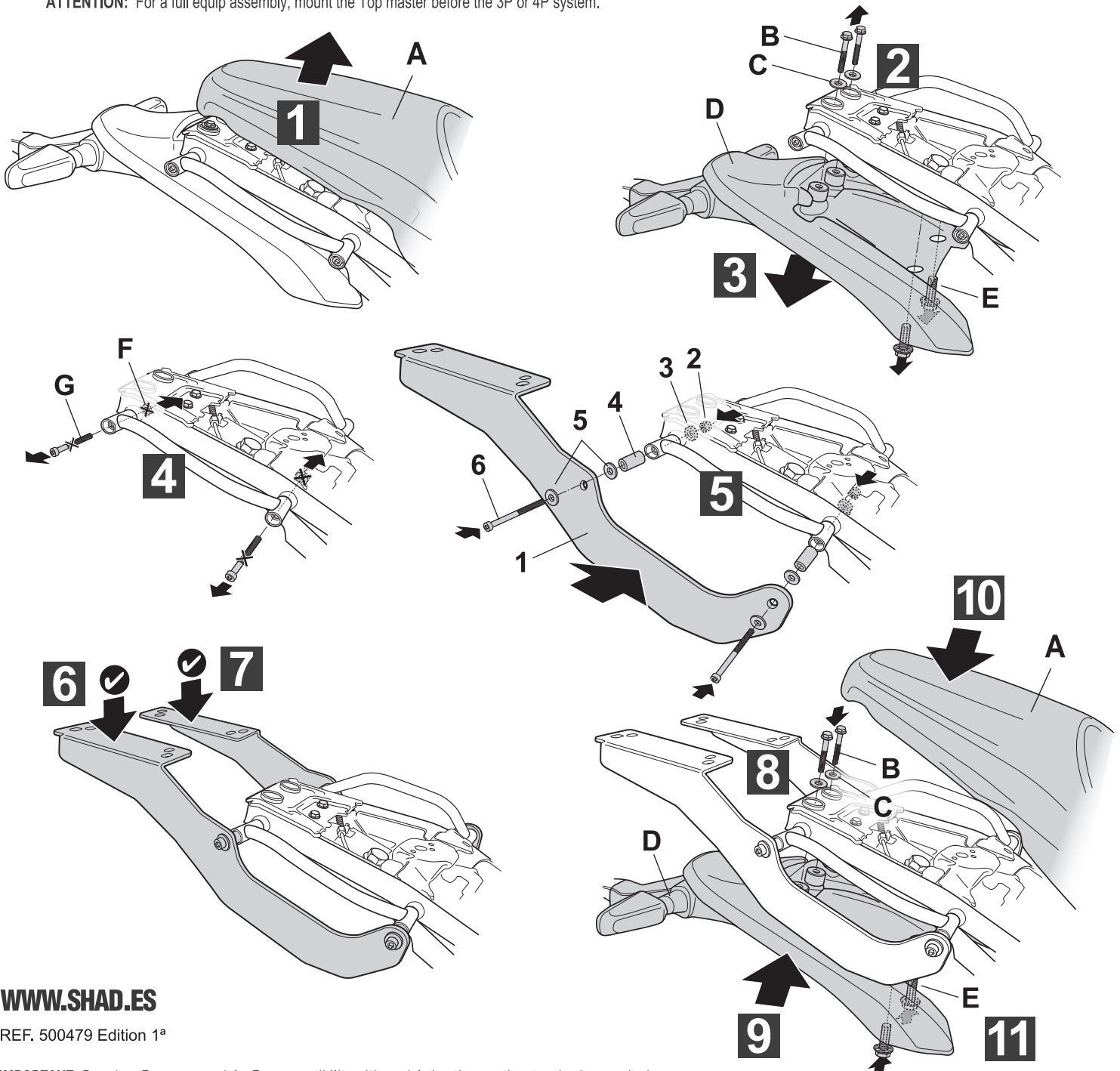
**E** No apretar los tornillos del todo hasta asegurarse que el KIT está correctamente colocado y alineado. Repasar apriete cada 4 meses.

**D** Ziehen Sie die Schrauben nicht ganz fest, bevor Sie sich nicht vergewissert haben, daß der Bausatz korrekt eingestellt und ausgerichtet ist. Alle 4 Monate Drehmoment überprüfen.

**I** Non stringere del tutto le viti fin tanto non si è sicuri che il kit è collocato correttamente e allineato. Controllare il serraggio delle viti ogni 4 mesi.

**F** Ne pas serrer les vis avant d'être sûr que le KIT soit correctement positionné et ajusté. Vérifier le serrage des vis tous les 4 mois.

**ATTENTION:** For a full equip assembly, mount the Top master before the 3P or 4P system.



WWW.SHAD.ES

REF. 500479 Edition 1ª

**IMPORTANT:** Based on European models. For compatibility with models in other continents, check [www.shad.es](http://www.shad.es)